

 **PLASSON**<sup>®</sup> CATALOG 2017



**S E R I E S 1**

**Plasson Series 1** - The new range of innovative fittings created by Plasson, market leader in design and manufacture of reliable fittings for polyethylene pipe systems.

**Plasson Series 1** - Fittings provide dedicated solutions for connecting PE pipe to various other pipe materials, such as Copper, Polybutylene, PVC and PEX.

**Plasson Series 1** - Push fittings are designed to withstand 16 bar pressure rating. Inserting the pipe up to the fitting stop creates both the seal and the grip on the pipe.

**Plasson Series 1** - Compact and attractive design makes this fitting ideal for the plumbing market, where space is limited and appearance is crucial. Simplicity of assembly makes both the professional and occasional user's job easier while retaining the Plasson reliability.

The combination of Plasson's current fitting range and the new Series 1 fulfill the requirements of all markets for PE pipe connections and connections to other pipe materials.

### **Plasson Series 1 features and benefits include:**

- Aesthetically designed product - gives a professional finish to the job
- Assembly tools not required - simple push fit assembly
- Compact size - can be assembled in confined spaces
- Instant seal and integrity of joint - captive seal and no nuts to tighten
- Full end load performance - no need to restrain joints
- Transition from PE to internal plumbing systems - Copper, PB, PVC and PEX accommodated in one fitting
- 50 year design life - provides total reliability
- Tamper resistant design - ensures system integrity
- Reduced stock shelf space

## Technical Specifications

### Materials

#### Compression Fittings

**Body:** Polypropylene, high grade copolymer

**Nut:** High Grade Polypropylene

**Split Ring and Grip Ring:** Acetal (POM)

**Liner:** Acetal (POM)

**Seal:** Nitrile rubber (NBR)

**Reinforcing Ring:** Stainless steel on all female offtakes from 1¼” up to 2”

#### Threaded Fittings

**Body:** Polypropylene, high grade copolymer

**Reinforcing Ring:** Stainless steel

**Brass Threads:** CW617

#### Operating Temperatures

The fittings are not to be used with hot water, although they withstand the same temperature as the polyethylene pipe itself.

The fittings will withstand sub-zero temperatures.

#### Chemical Resistance

Plasson fittings are supplied, as standard, with polyacetal split and grip rings and NBR seals which are suitable for water.

#### Operating Pressures and Quality Certificates

Plasson fittings sizes 20-63 are tested and approved according to ISO 17885 (replaced 14236) to PN16.

### Threads

All threads conform to ISO - 7/1, BS 21, DIN 2999, NEN 3258, AS 1722 Part 1.

All external threads are tapered.

All internal threads are parallel.

#### Legend

UB	Units per bag
UC	Units per carton
W	Weight in grams

The units per bag which appear in the catalog are scheduled to gradually take effect during 2017 (5 per bag for fittings up to 32mm; loose in carton for larger fittings).

Until the changes come into effect, all fittings are delivered 1 per bag.

#### Note

Before installation, ensure that the end of the pipe to be inserted into the fitting is free of scratches and other imperfections and that both the pipe and the fitting itself are free of sand, mud, stones, etc. If fittings are reused, ensure that split ring and grip ring teeth are sharp and bite into the pipe, to avoid pullouts. If uncertain, replace the split ring and grip ring.

Pull out resistance of PVC Adaptors and Universal Adaptors has been approved by pressure testing UPVC/PP pipe assemblies at 25 bar operating pressure for at least 1 hour.

**Note:** We strongly recommend the use of PTFE tape in threaded connections.

For diameters 40mm and above, chamfering and lubrication of the pipe end will ease insertion (use silicone lubricant).

# Plasson Series 1

**1001**

Coupler



**Page 7**

**1001QQ**

Coupling for PVC Pipe



**Page 12**

**17610**

Universal Slip Repair Coupler



**Page 7**

**1001M**

Coupler Metric to Imperial



**Page 12**

**17610/1761Q**

Slip Repair Coupler



**Page 7**

**1072**

Male Adaptor with Threaded Brass Offtake



**Page 12**

**1011**

Reducing Coupler



**Page 8**

**1073**

Female Adaptor with Threaded Brass Offtake



**Page 13**

**1012**

End Plug



**Page 8**

**1073G**

Female Adaptor with Threaded G\* Brass Offtake



**Page 13**

**1002**

Male Adaptor



**Page 9**

**1004**

90° Tee



**Page 14**

**1003**

Female Adaptor



**Page 9**

**1034**

90° Reducing Tee



**Page 14**

**1003G**

Female Adaptor with Threaded G



**Page 10**

**1014**

90° Tee with Threaded Female Offtake



**Page 15**

**1001C**

Copper Pipe Adaptor



**Page 10**

**1005**

90° Elbow



**Page 15**

**1002C**

Copper Pipe Male Adaptor



**Page 10**

**1006**

45° Elbow



**Page 16**

**1003C**

Female Copper Adaptor



**Page 11**

**1075**

Wall Plate Elbow



**Page 16**

**10017**

Universal Adaptor



**Page 11**

**1051**

90° Reducing Elbow



**Page 17**

**1001Q**

PE to PVC Pipe Adaptor


















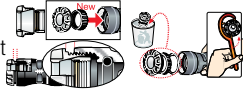

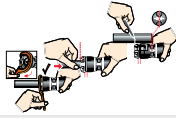




**Page 11**

**1005M**

90° Elbow Metric to Imperial




**Page 17**

<b>1085</b> 90° Elbow with Threaded Male Offtake		<b>Page 17</b>	<b>10003</b> Split Ring		<b>Page 22</b>
<b>1015</b> 90° Elbow with Threaded Female Offtake		<b>Page 18</b>	<b>10008</b> Grip Ring		<b>Page 22</b>
<b>1077</b> 90° Elbow with Threaded Brass Male Offtake		<b>Page 18</b>	<b>1099C</b> Space Washer for Copper Pipe Adaptor		<b>Page 22</b>
<b>1076</b> 90° Elbow with Threaded Brass Female Offtake		<b>Page 19</b>	<b>10008C</b> Grab Ring for Copper Pipe Adaptor		<b>Page 23</b>
<b>03410</b> Compression Stoptap		<b>Page 19</b>	<b>1091Q</b> PVC Pipe Adaptor Kit		<b>Page 23</b>
<b>0341C</b> Stoptap - Copper Pipe Adaptor		<b>Page 19</b>	Installation Instructions		<b>Page 24</b>
<b>0358916</b> Free Nut Union for Water Meter		<b>Page 20</b>	Disassembly		<b>Page 24</b>
<b>0358917</b> Free Nut Adaptor with Check Valve		<b>Page 20</b>	Assembly Instructions PVC Pipe Kit		<b>Page 25</b>
<b>10990</b> Plasson Series 1 Wrench		<b>Page 20</b>	Connection Instructions PVC Pipe		<b>Page 26</b>
<b>10004</b> Nut		<b>Page 20</b>			
<b>10002 / 10002C</b> O-Ring / O-Ring for Copper Pipe Adaptor		<b>Page 21</b>			
<b>10002D</b> EPDM		<b>Page 21</b>			
<b>100029</b> Shaped Seal		<b>Page 21</b>			



# UNIVERSAL SLIP REPAIR COUPLING



**SLIDE  
N'SEAL**  
Pull-Out Resistant



PN16	PN16	PN16	PN16	PN16
<b>24-28</b> <sub>mm</sub>	<b>31-35</b> <sub>mm</sub>	<b>40-43</b> <sub>mm</sub>	<b>48-51</b> <sub>mm</sub>	<b>60-64</b> <sub>mm</sub>
0.94"-1.1"	1.22"-1.37"	1.57"-1.69"	1.89"-2.00"	2.36"-2.52"

**TYPICAL PIPES:**

<b>25</b> <sub>mm</sub>	<b>32</b> <sub>mm</sub>	<b>40</b> <sub>mm</sub>	<b>50</b> <sub>mm</sub>	<b>63</b> <sub>mm</sub>
3/4"	1"	1.1/4"	1.1/2"	2"

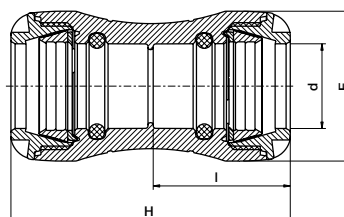
- Suits a variety of plastic and metal pipe materials
- Each fitting designed to fit a wide range of diameters
- Zero force pipe insertion – can slide freely back and forth
- Thick o-ring seal – compensates for poor pipe quality
- Long sealing area – can bridge over damaged section or gap between pipes



\*For further information regarding dimensions, suitable pipes and assembly instructions please scan the code.

Coupler

1001

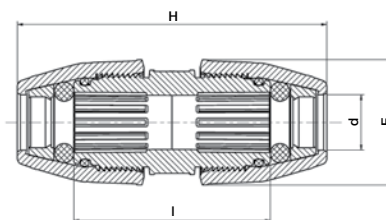


Product Code	Size d	E	H	I	UB	UC	W
100100020	20	41	92	45	1	260	64
100100025	25	47	98	48	1	200	80
100100032	32	58	108	53	1	120	126
100100040	40	70	142	70	1	90	256
100100050	50	85	158	78	1	55	369
100100063	63	103	183	90	1	30	620

Universal Slip Repair Coupler

**NEW!**

17610



Product Code	Size d	E	H	I	UB	UC	W
176100024028	24-28	66	200	133	—	56	345
176100031035	31-35	76	210	143	—	40	—
176100040043	40-43	89	250	151	—	30	717
176100048051	48-51	101	270	158	—	20	—
176100060064	60-64	120	310	176	—	10	—

Slip Repair Coupler

17610/1761Q\*



Product Code	Size d x d	H	E	I	UB	UC	W
176100025	25	150	60	94	5	100	182
176100032	32	160	68	96	5	80	235

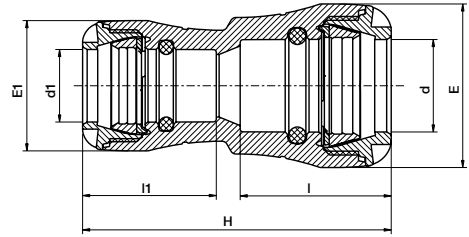
\* Split ring with metal teeth for wide range of plastic pipes



# Plasson Series 1

## Reducing Coupler

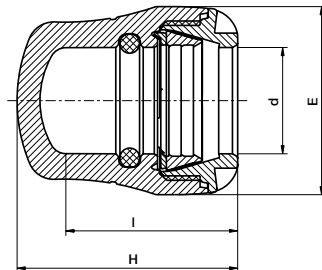
1011



Product Code	Size d x d1	E	H	I	E1	l1	UB	UC	W
101100025020	25 x 20	47	100	48	41	45	1	200	75
101100032020	32 x 20	58	106	54	41	45	1	160	95
101100032025	32 x 25	58	110	54	47	48	1	160	109
101100040032	40 x 32	70	139	71	58	55	1	100	196
101100050025	50 x 25	85	151	79	47	46	1	80	262
101100050032	50 x 32	85	151	79	58	55	1	75	285
101100050040	50 x 40	85	165	77	58	53	1	65	326
101100063032	63 x 32	103	170	91	58	55	1	45	446
101100063040	63 x 40	103	184	91	70	72	1	40	485
101100063050	63 x 50	103	187	91	85	81	1	35	542

## End Plug

1012

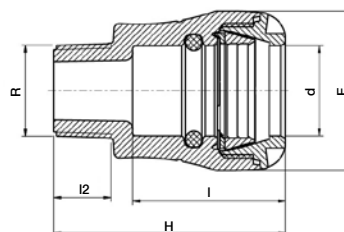


Product Code	Size d	E	H	I	UB	UC	W
101200020	20	41	56	45	1	360	39
101200025	25	47	60	48	1	300	50
101200032	32	58	68	53	1	220	82
101200040	40	70	90	71	1	150	146
101200050	50	85	102	79	1	100	229
101200063	63	103	117	91	1	55	379



Male Adaptor

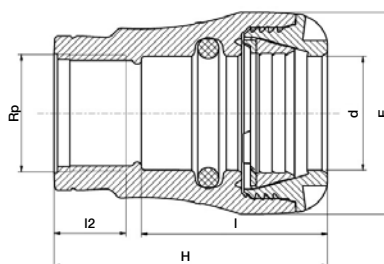
1002



Product Code	Size d x R	E	H	I	I2	UB	UC	W
100200020005	20 x 1/2"	41	70	45	16	1	340	41
100200020007	20 x 3/4"	41	71	45	17	1	300	41
100200025005	25 x 1/2"	47	75	48	16	1	300	52
100200025007	25 x 3/4"	47	76	48	17	1	280	52
100200025010	25 x 1"	47	78	48	19	1	260	55
100200032007	32 x 3/4"	58	82	55	17	1	200	83
100200032010	32 x 1"	58	84	55	19	1	200	86
100200032013	32 x 1 1/4"	58	86	55	21	1	200	90
100200032015	32 x 1 1/2"	58	86	55	21	1	200	94
100200032020	32 x 2"	58	97	55	25	1	140	138
100200040010	40 x 1"	70	104	73	19	1	140	145
100200040013	40 x 1 1/4"	70	106	73	21	1	135	149
100200040015	40 x 1 1/2"	70	106	73	21	1	130	152
100200040020	40 x 2"	70	110	73	25	1	130	161
100200050010	50 x 1"	85	125	78	19	1	90	238
100200050013	50 x 1 1/4"	85	122	78	21	1	90	231
100200050015	50 x 1 1/2"	85	114	81	21	1	90	226
100200050020	50 x 2"	85	118	81	25	1	85	232
100200063015	63 x 1 1/2"	103	125	92	19	1	50	377
100200063020	63 x 2"	103	129	92	25	1	50	367

Female Adaptor

1003

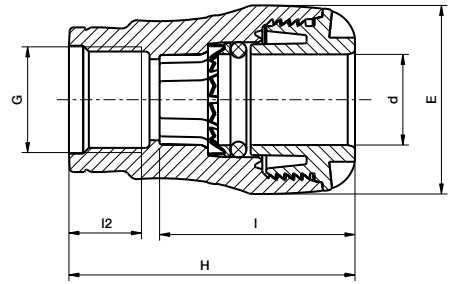


Product Code	Size d x Rp	E	H	I	I2	UB	UC	W
100300020005	20 x 1/2"	41	67	45	17	1	340	43
100300020007	20 x 3/4"	41	71	45	18	1	320	45
100300025005	25 x 1/2"	47	70	48	17	1	300	52
100300025007	25 x 3/4"	47	71	48	18	1	280	52
100300025010	25 x 1"	47	80	48	21	1	280	60
100300032007	32 x 3/4"	58	77	54	18	1	200	78
100300032010	32 x 1"	58	79	54	21	1	200	81
100300032013	32 x 1 1/4"	58	90	54	24	1	160	112
100300040010	40 x 1"	70	97	70	21	1	140	153
100300040013	40 x 1 1/4"	70	100	70	24	1	135	171
100300040015	40 x 1 1/2"	70	103	70	24	1	130	171
100300050013	50 x 1 1/4"	85	110	78	24	1	90	241
100300050015	50 x 1 1/2"	85	110	78	24	1	90	247
100300050020	50 x 2"	85	118	78	29	1	80	252
100300063015	63 x 1 1/2"	103	125	90	24	1	50	378
100300063020	63 x 2"	103	129	90	29	1	45	379

# Plasson Series 1

## Female Adaptor with Threaded G

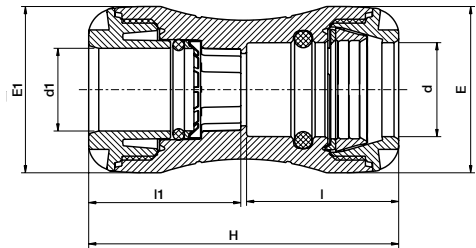
1003G



Product Code	Size d x G	H	E	I	I2	UB	UC	W
1003G0025007	25 x 3/4"	71	47	48	12	—	—	—
1003G0025010	25 x 1"	80	47	48	13.5	—	—	—
1003G0032007	32 x 3/4"	76	58	54	12	—	—	—
1003G0032010	32 x 1"	79	58	54	13.5	—	—	—

## Copper Pipe Adaptor

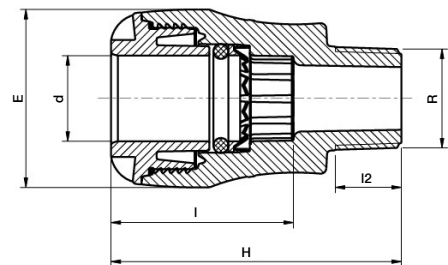
1001C



Product Code	Size d x d1	E	H	I	E1	I1	UB	UC	W
1001C0020015	20 x 15	41	92	45	41	45	1	260	68
1001C0025015	25 x 15	47	100	48	41	46	1	200	78
1001C0025022	25 x 22	47	98	48	47	48	1	180	81
1001C0032028	32 x 28	58	108	53	58	53	1	120	131
1001C0040028	40 x 28	70	139	71	58	55	1	120	203

## Copper Pipe Male Adaptor

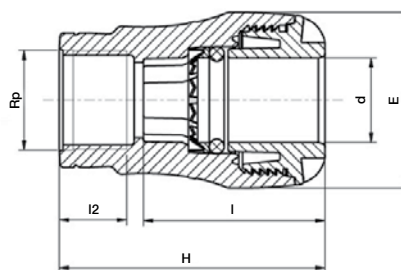
1002C



Product Code	Size d x R	E	H	I	I2	UB	UC	W
1002C7015007	15 x 3/4"	41	71	45	17	1	350	44
1002C7022007	22 x 3/4"	47	76	48	17	1	300	51
1002C7028010	28 x 1"	58	84	55	19	1	150	90

## Female Copper Adaptor

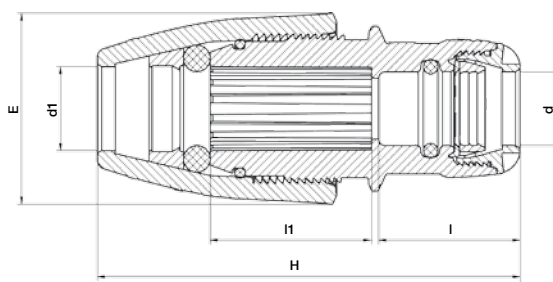
1003C



Product Code	Size d x Rp	H	E	I	I2	UB	UC	W
1003C7015007	15 x 3/4"	71	41	45	18	5	300	48
1003C7022007	22 x 3/4"	71	47	48	18	5	280	55

## Universal Adaptor

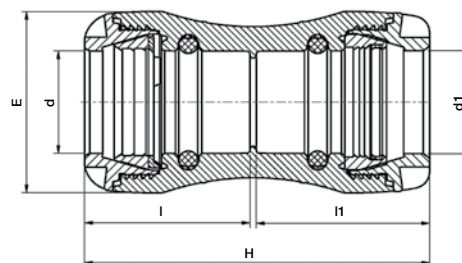
10017



Product Code	Size d x d1	H	E	I	I1	UB	UC	W
100170025018	25 x 14-18	117-137	54	48	47	5	180	130
100170025022	25 x 19-22	119-130	57	48	47	5	150	141
100170025028	25 x 24-28	130-142	66	48	55	5	120	180

## PE to PVC Pipe Adaptor

1001Q



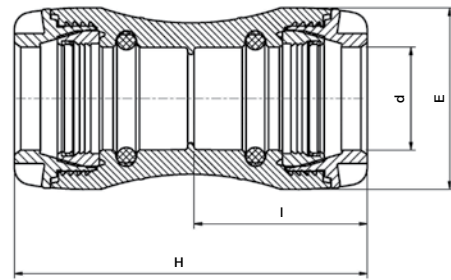
Product Code	Size d x d1*	H	E	I	I1	UB	UC	W
1001Q0025	25 x 25	100	47	48	50	1	160	85
1001Q0032	32 x 32	110	58	53	55	1	100	133
1001Q0040	40 x 40	145	70	70	73	1	100	249

\* d1-PVC connection

# Plasson Series 1

## Coupling for PVC Pipe

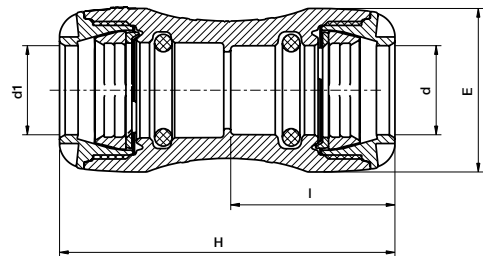
1001QQ



Product Code	Size d	H	E	I	UB	UC	W
1001QQ025	25	101	47	50	1	160	95
1001QQ032	32	112	70	55	1	100	144
1001QQ040	40	148	70	73	1	80	262

## Coupler Metric to Imperial (IPS)

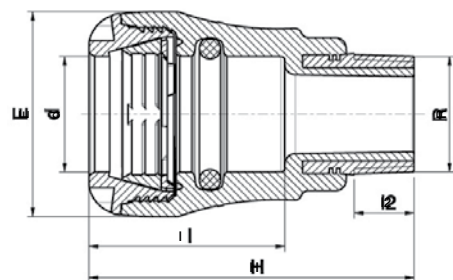
1001M



Product Code	Size d x d1	E	H	I	UB	UC	W
1001M6020005	20 x 1/2"	41	92	45	1	240	62
1001M6025005	25 x 1/2"	47	100	48	1	240	76
1001M6025007	25 x 3/4"	47	98	48	1	300	80
1001M6032010	32 x 1"	58	108	53	1	120	130

## Male Adaptor with Threaded Brass Offtake

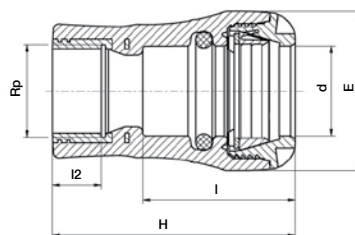
1072



Product Code	Size d x R	E	H	I	l2	UB	UC	W
107200020005	20 x 1/2"	41	76	45	13	1	340	72
107200020007	20 x 3/4"	41	77	45	15	1	300	82
107200025005	25 x 1/2"	47	79	48	13	1	280	82
107200025007	25 x 3/4"	47	80	48	15	1	280	92
107200025010	25 x 1"	47	85	48	17	1	240	126
107200032007	32 x 3/4"	58	88	55	15	1	200	120
107200032010	32 x 1"	58	92	55	17	1	160	153
107200032013	32 x 1 1/4"	58	100	55	19	1	140	200
107200032015	32 x 1 1/2"	58	101	55	19	1	140	239
107200040010	40 x 1"	70	110	73	17	1	130	216
107200040013	40 x 1 1/4"	70	113	73	19	1	110	260
107200040015	40 x 1 1/2"	70	113	73	19	1	100	290
107200050010	50 x 1"	85	127	81	17	1	90	300
107200050013	50 x 1 1/4"	85	127	81	19	1	80	340
107200050015	50 x 1 1/2"	85	120	81	19	1	80	366
107200050020	50 x 2"	85	127	81	23	1	65	449
107200063015	63 x 1 1/2"	103	132	92	19	1	50	500
107200063020	63 x 2"	103	139	92	23	1	50	580

Female Adaptor with Threaded Brass Offtake

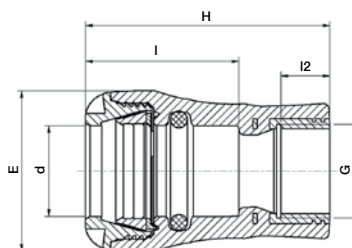
1073



Product Code	Size d x Rp	E	H	I	I2	UB	UC	W
107300020005	20 x 1/2"	41	73	45	15	1	300	80
107300020007	20 x 3/4"	41	80	45	16	1	280	100
107300025005	25 x 1/2"	47	76	48	15	1	280	91
107300025007	25 x 3/4"	47	78	48	16	1	280	104
107300025010	25 x 1"	47	89	48	19	1	200	136
107300032007	32 x 3/4"	58	86	56	16	1	180	131
107300032010	32 x 1"	58	88	56	19	1	160	156
107300032013	32 x 1 1/4"	58	98	56	21	1	120	214
107300040007	40 x 3/4"	70	109	73	16	1	130	196
107300040010	40 x 1"	70	106	73	19	1	130	226
107300040013	40 x 1 1/4"	70	109	73	21	1	110	273
107300040015	40 x 1 1/2"	70	113	73	21	1	100	299
107300050010	50 x 1"	85	113	81	19	1	80	313
107300050013	50 x 1 1/4"	85	124	81	21	1	80	350
107300050015	50 x 1 1/2"	85	118	81	21	1	80	367
107300050020	50 x 2"	85	127	81	26	1	65	457
107300063015	63 x 1 1/2"	103	128	92	21	1	50	515
107300063020	63 x 2"	103	133	92	26	1	50	586

Female Adaptor with Threaded G\* Brass Offtake

1073G



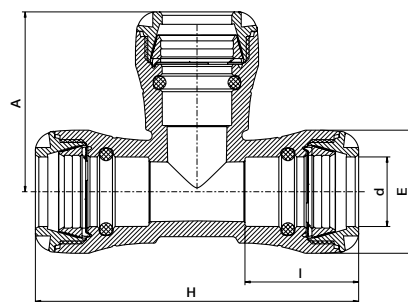
Product Code	Size d x G	H	E	I	I2	UB	UC	W
1073G0025007	25 x 3/4"	78	47	48	12	1	240	98
1073G0025010	25 x 1"	89	47	48	14	1	200	136
1073G0032007	32 x 3/4"	86	58	56	12	1	200	135
1073G0032010	32 x 1"	88	58	56	14	1	160	155
1073G0040013	40 x 1 1/4"	109	70	73	19	1	110	262

\* For connecting parallel male thread

# Plasson Series 1

## 90° Tee

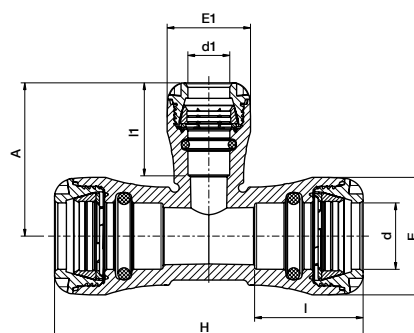
1004



Product Code	Size d	E	H	A	I	UB	UC	W
100400020	20	41	123	71	45	1	140	103
100400025	25	47	134	78	48	1	100	137
100400032	32	58	152	84	54	1	60	221
100400040	40	70	192	108	70	1	45	429
100400050	50	85	214	124	78	1	30	667
100400063	63	103	262	147	90	1	14	1157

## 90° Reducing Tee

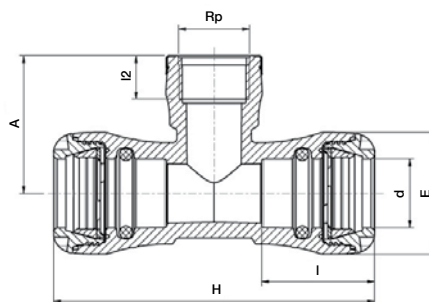
1034



Product Code	Size d x d1 x d	H	A	E	E1	I	l1	UB	UC	W
103400025020	25 x 20 x 25	134	73	47	41	48	46	1	120	127
103400032020	32 x 20 x 32	152	75	58	41	54	46	1	80	185
103400032025	32 x 25 x 32	152	81	58	47	54	49	1	80	195
103400040025	40 x 25 x 40	192	86	70	47	70	49	1	55	325
103400040032	40 x 32 x 40	192	93	70	58	70	54	1	55	356
103400050025	50 x 25 x 50	214	90	85	47	78	49	1	35	500
103400050032	50 x 32 x 50	214	98	85	58	78	54	1	35	530
103400063025	63 x 25 x 63	262	96	103	47	90	49	1	24	848
103400063032	63 x 32 x 63	262	100	103	58	90	54	1	20	871

90° Tee with Threaded Female Offtake

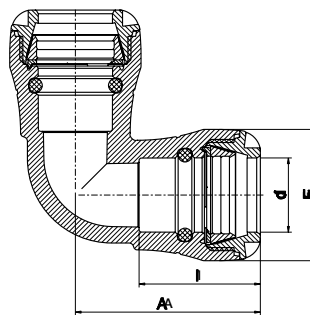
1014



Product Code	Size d x Rp	E	H	A	I	l2	UB	UC	W
101400020005	20 x 1/2"	41	123	43	45	17	1	200	84
101400020007	20 x 3/4"	41	123	46	45	18	1	180	88
101400020010	20 x 1"	41	123	52	45	21	1	180	99
101400025005	25 x 1/2"	47	134	46	48	17	1	140	105
101400025007	25 x 3/4"	47	134	46	48	18	1	140	107
101400025010	25 x 1"	47	134	54	48	21	1	140	114
101400032007	32 x 3/4"	58	152	52	54	18	1	80	172
101400032010	32 x 1"	58	152	55	54	21	1	80	183
101400032013	32 x 1 1/4"	58	152	63	54	24	1	60	215

90° Elbow

1005



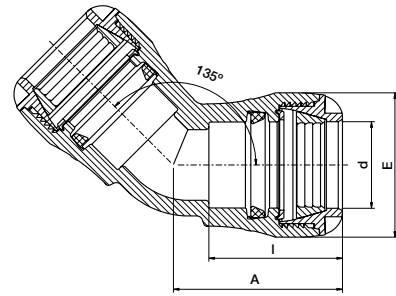
Product Code	Size d	E	A	I	UB	UC	W
100500020	20	41	67	45	5	200	75
100500025	25	47	73	48	5	160	96
100500032	32	58	81	54	5	100	157
100500040	40	70	106	70	1	65	291
100500050	50	85	119	78	1	40	462
100500063	63	103	141	90	1	25	799



# Plasson Series 1

## 45° Elbow

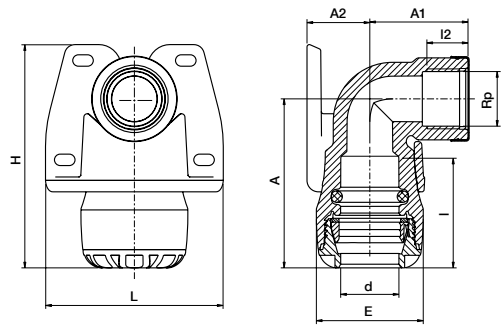
1006



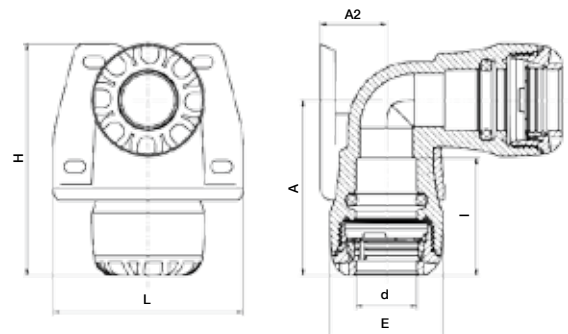
Product Code	Size d	E	I	A	UB	UC	W
100600032	32	58	54	67	5	120	147
100600040	40	70	71	88	—	80	263
100600050	50	85	79	100	—	40	428
100600063	63	103	90	118	1	25	719

## Wall Plate Elbow

1075



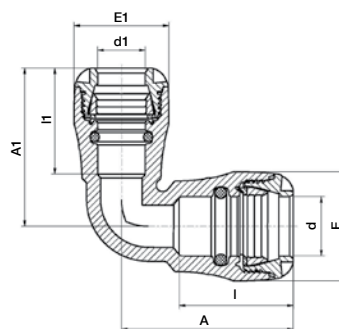
Product Code	Size d x Rp	E	I	I2	A	A1	A2	L	H	UB	UC	W
107500020005	20 x 1/2"	41	45	17	67	39	28	73	95	5	160	92
107500020007	20 x 3/4"	41	45	18	67	43	28	73	95	5	160	96
107500025005	25 x 1/2"	47	48	17	74	40	28	78	98	5	140	110
107500025007	25 x 3/4"	47	48	18	74	43	28	78	98	5	140	116



Product Code	Size d x d	E	I	A	A2	L	H	UB	UC	W
107500025	25 x 25	47	48	74	28	78	98	5	125	138

90° Reducing Elbow

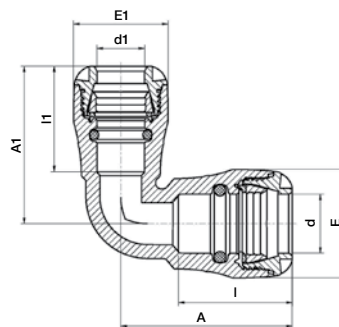
1051



Product Code	Size d x d1	A	E	I	A1	E1	I1	UB	UC	W
105100025020	25 x 20	74	47	48	68	41	46	5	160	90

90° Elbow Metric to Imperial (IPS)

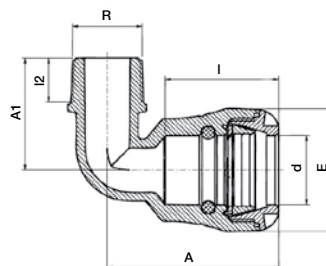
1005M



Product Code	Size d x d1	A	E	I	A1	E1	I1	UB	UC	W
1005M6025005	25 x 1/2"	74	47	48	68	41	46	5	180	89
1005M6025007	25 x 3/4"	73	47	48	73	47	48	5	160	101

90° Elbow with Threaded Male Offtake

1085

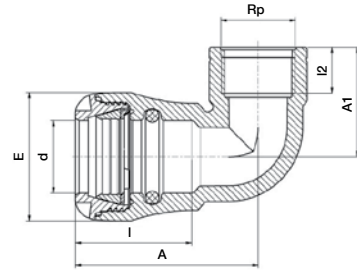


Product Code	Size d x R	E	A	I	A1	I2	UB	UC	W
108500020005	20 x 1/2"	41	66	45	41	16	5	300	47
108500020007	20 x 3/4"	41	66	45	42	17	5	300	52
108500025005	25 x 1/2"	47	74	48	44	16	5	290	57
108500025007	25 x 3/4"	47	74	48	45	17	5	250	64
108500025010	25 x 1"	47	74	48	47	19	5	220	65
108500032007	32 x 3/4"	58	81	53	51	17	5	190	90
108500032010	32 x 1"	58	81	53	53	19	5	180	92
108500032013	32 x 1 1/4"	58	81	53	54	21	5	150	114
108500040010	40 x 1"	70	107	71	57	19	1	110	173
108500040013	40 x 1 1/4"	70	107	71	58	21	1	100	189
108500040015	40 x 1 1/2"	70	107	71	60	21	1	100	194
108500050013	50 x 1 1/4"	85	122	79	68	22	1	60	275
108500050015	50 x 1 1/2"	85	122	79	68	21	1	65	290
108500063013	63 x 1 1/4"	103	143	90	76	22	1	40	445
108500063015	63 x 1 1/2"	103	143	90	78	21	1	40	458
108500063020	63 x 2"	103	143	90	81	25	1	40	492

# Plasson Series 1

## 90° Elbow with Threaded Female Offtake

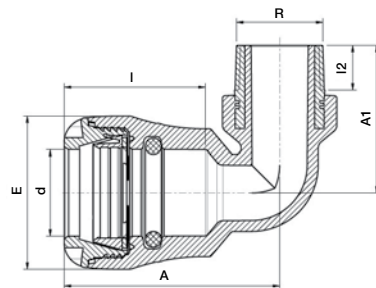
1015



Product Code	Size d x Rp	E	I	A	A1	l2	UB	UC	W
101500020005	20 x 1/2"	41	45	67	39	17	5	240	51
101500020007	20 x 3/4"	41	45	67	43	18	5	240	55
101500020010	20 x 1"	41	45	67	49	21	5	240	64
101500025005	25 x 1/2"	47	48	74	40	17	5	220	63
101500025007	25 x 3/4"	47	48	74	43	18	5	200	70
101500025010	25 x 1"	47	48	74	50	21	5	180	82
101500032007	32 x 3/4"	58	54	83	45	18	5	180	95
101500032010	32 x 1"	58	54	83	49	21	5	160	111
101500032013	32 x 1 1/4"	58	54	83	60	24	5	120	145
101500040010	40 x 1"	70	72	107	51	21	1	110	179
101500040013	40 x 1 1/4"	70	72	107	61	24	1	100	226
101500040015	40 x 1 1/2"	70	72	107	65	24	1	90	244
101500050015	50 x 1 1/2"	85	79	119	63	24	1	60	330
101500050020	50 x 2"	85	79	119	75	29	1	55	349
101500063020	63 x 2"	103	79	141	70	29	1	35	534

## 90° Elbow with Threaded Brass Male Offtake

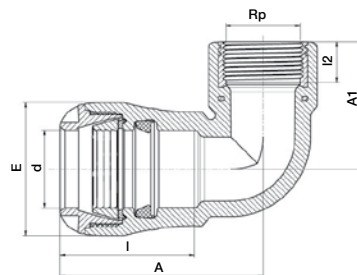
1077



Product Code	Size d x R	E	I	A	A1	l2	UB	UC	W
107700032007	32 x 3/4"	58	53	81	80	15	5	120	239
107700032010	32 x 1"	58	53	81	83	17	5	120	172
107700032013	32 x 1 1/4"	58	53	81	83	19	5	120	284
107700032015	32 x 1 1/2"	58	53	81	83	19	5	120	305
107700040010	40 x 1"	70	59	104	71	17	1	90	239
107700040013	40 x 1 1/4"	70	59	104	71	19	1	90	295
107700040015	40 x 1 1/2"	70	59	104	71	19	1	85	341
107700050010	50 x 1"	85	79	116	62	19	1	70	337
107700050013	50 x 1 1/4"	85	79	116	68	21	1	70	384
107700050015	50 x 1 1/2"	85	79	116	73	21	1	50	431
107700050020	50 x 2"	85	79	116	85	23	1	50	549
107700063013	63 x 1 1/4"	103	90	134	74	21	1	30	559
107700063015	63 x 1 1/2"	103	90	134	74	21	1	40	588
107700063020	63 x 2"	103	90	134	85	26	1	40	726

90° Elbow with Threaded Brass Female Offtake

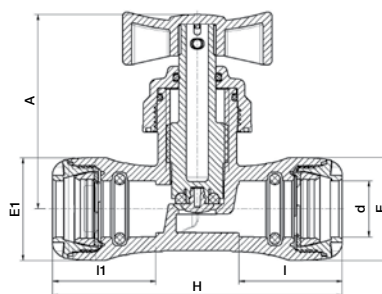
1076



Product Code	Size d x Rp	E	I	A	A1	l2	UB	UC	W
107600032010	32 x 1"	58	53	73	60	19	1	140	187
107600040007	40 x ¾"	70	72	107	51	16	1	120	219
107600040010	40 x 1"	70	72	107	60	19	1	90	252
107600040013	40 x 1¼"	70	72	107	67	21	1	90	313
107600040015	40 x 1½"	70	72	107	70	21	1	85	355
107600050010	50 x 1"	85	79	122	60	19	1	70	349
107600050013	50 x 1¼"	85	79	122	67	21	1	60	403
107600050015	50 x 1½"	85	79	122	73	21	1	60	455
107600050020	50 x 2"	85	79	122	84	26	1	50	558
107600063013	63 x 1¼"	103	90	143	68	21	1	40	575
107600063015	63 x 1½"	103	90	143	72	21	1	40	621
107600063020	63 x 2"	103	90	143	82	26	1	40	747

Compression Stoptap

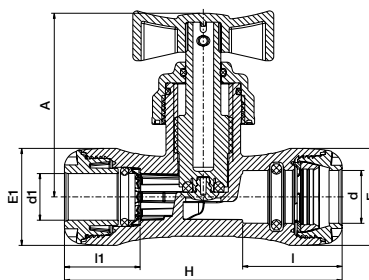
03410



Product Code	Size d x d	H	A	E	I	E1	l1	UB	UC	W
034100020	20 x 20	123	89	41	45	—	—	1	100	145
034100025	25 x 25	134	89	47	48	—	—	1	100	167
034100025020	25 x 20	129	89	47	48	42	45	1	100	161
034100032	32 x 32	152	89	58	54	—	—	1	80	225

Stoptap - Copper Pipe Adaptor

0341C

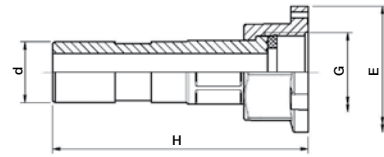


Product Code	Size d x d1	H	A	E	E1	I	l1	UB	UC	W
0341C0020015	20 x 15	123	89	41	41	45	45	1	100	149
0341C0025015	25 x 15	129	89	47	42	48	46	1	100	165
0341C0025022	25 x 22	134	89	47	47	48	48	1	100	171
0341C0032028	32 x 28	159	89	58	58	54	54	1	80	223

# Plasson Series 1

## Free Nut Union for Water Meter

0358916

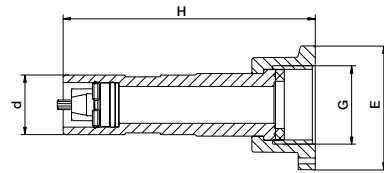


Product Code	Size d x G	E	H	UB	UC	W
0358916020	20 x ¾"	44	86	1	150	37
0358916025	25 x 1"	50	90	1	150	53

10990005 wrench for brass threaded elbows

## Free Nut Adaptor with Check Valve

0358917



Product Code	Size d x G	E	H	UB	UC	W
—	20 x ¾"	44	86	1	150	37
—	25 x 1"	50	90	1	150	53

10990005 wrench for brass threaded elbows

## Plasson Series 1 Wrench

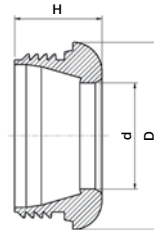
10990



Product Code	Size	UB	UC	W
10990004	20 - 32	1	300	72
10990002	40 - 63	1	100	285

## Nut

10004



Product Code	Size d	D	H	UB	UC	W
100040020P	20	40	22	50	700	7
100040025P	25	45	22	50	500	8
100040032P	32	57	24	50	300	15
100040040P	40	68	33	—	400	29
100040050P	50	83	37	—	125	44
100040063P	63	100	43	—	100	60

O-Ring / O-Ring for Copper Pipe Adaptor\*

10002 / 10002C\*



Product Code	Pipe Size	E	e	UB	UC	W
10002C015P	15"	13.6	4	50	32000	1
100020020P	20	19	4	50	32000	1
10002C022P	22"	20.6	4.1	50	16000	1
100020025P	25	24	5	50	16000	2
10002C028P	28"	26.8	3.9	50	10000	1
100020032P	32	31	6	50	10000	4

EPDM

10002D



Product Code	Pipe Size	E	e	UB	UC	W
10002D020P	20	19	4	50	32000	1
10002D025P	25	24	5	50	16000	2
10002D032P	32	31	6	50	10000	4

Shaped Seal

100029

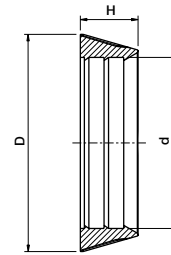


Product Code	Pipe Size	E	e	UB	UC	W
100029040P	40	38	10	50	4000	8
100029050P	50	48.6	10.5	50	2500	11
100029063P	63	60.6	11.2	50	2000	15

# Plasson Series 1

## Split Ring

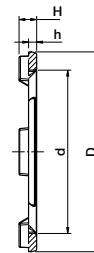
10003



Product Code	Size d	D	H	UB	UC	W
100030020P	20	27	9	50	6000	2
100030025P	25	33	9	50	4500	3
100030032P	32	42	11	50	2000	4
100030040P	40	52	14	—	1600	14
100030050P	50	64	17	—	500	14
100030063P	63	81	21	—	500	27

## Grip Ring

10008



Product Code	Size d	D	H	h	UB	UC	W
100080020P	20	27	3.8	1.8	50	7000	1
100080025P	25	33	3.7	1.7	50	5500	1
100080032P	32	42	3.7	1.7	50	3000	1
100080040P	40	52	4.0	2.2	50	2500	2
100080050P	50	64	4.3	2.5	50	1000	3
100080063P	63	80	4.8	3.0	50	1000	6

## Space Washer for Copper Pipe Adaptor

1099C

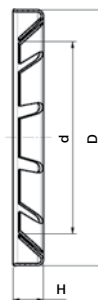


Product Code	Size d	D	H	UB	UC	W
1099C015P	15	21	2.7	50	—	0.4
1099C022P	22	28	3	50	—	0.4
1099C021P	21	34	3	50	—	1
1099C028P	28	34	2	50	—	1



Grab Ring for Copper Pipe Adaptor

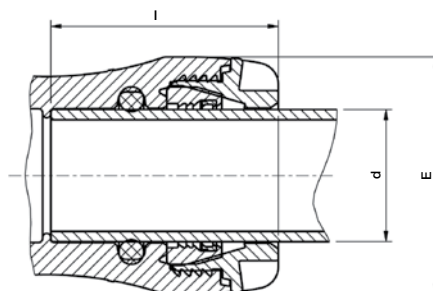
10008C



Product Code	Size d	D	H	UB	UC	W
10008C015P	15	21	1.9	50	6000	1
10008C022P	22	28	2.0	50	5000	1
10008C021P	21	34	2.2	50	3000	1
10008C028P	28	34	2.2	50	3000	1

PVC Pipe Adaptor Kit

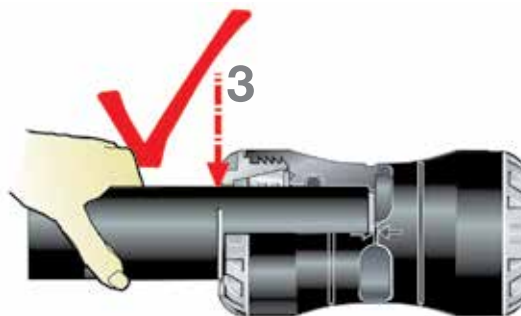
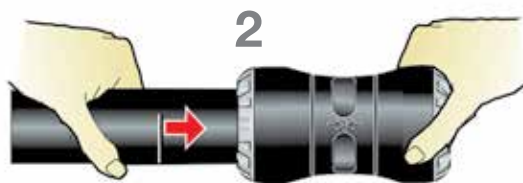
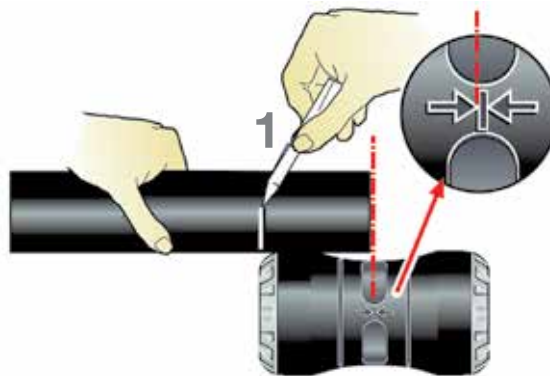
1091Q



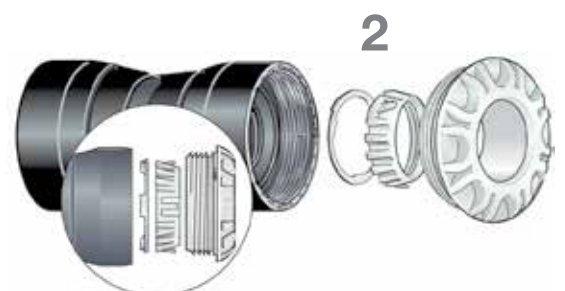
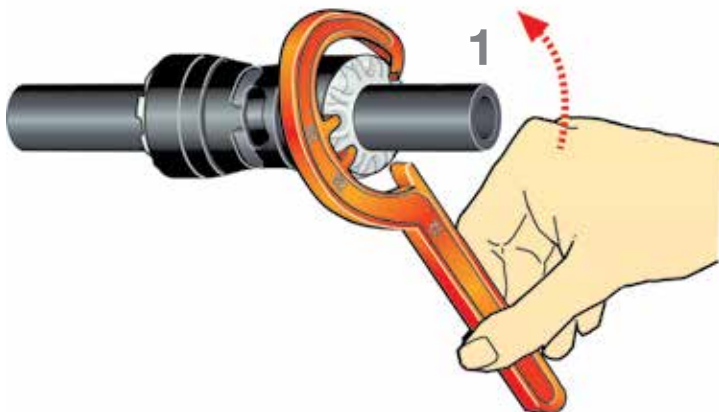
Product Code	Size d	E	I	UB	UC	W
1091Q0025	25	47	50	1	500	26
1091Q0032	32	58	55	1	400	31
1091Q0040	40	70	72	1	300	56

# Plasson Series 1

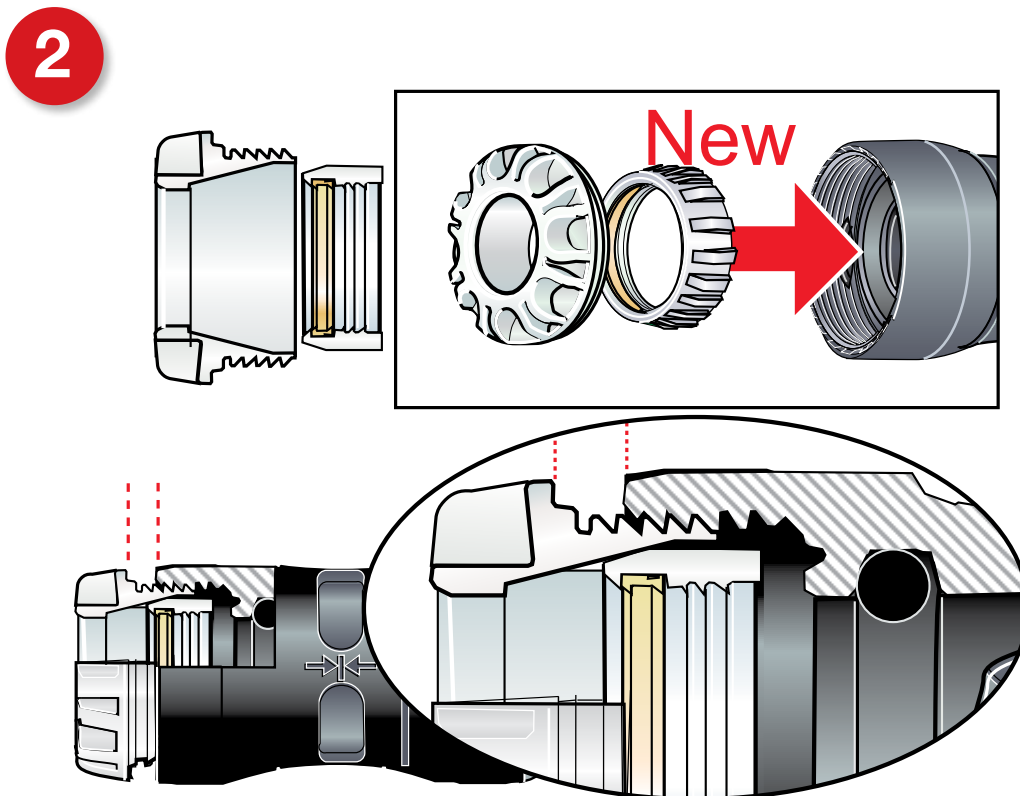
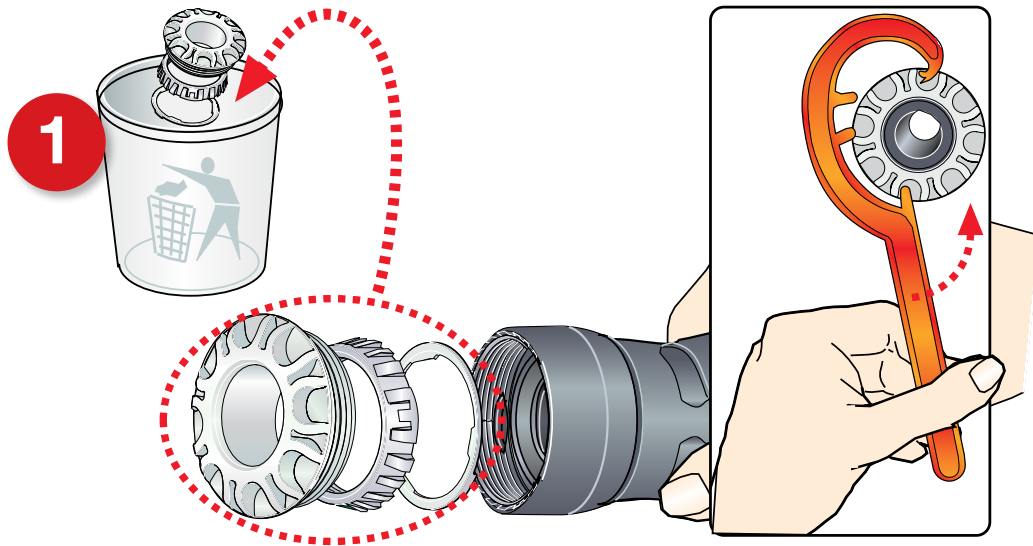
## Installation Instructions



## Disassembly

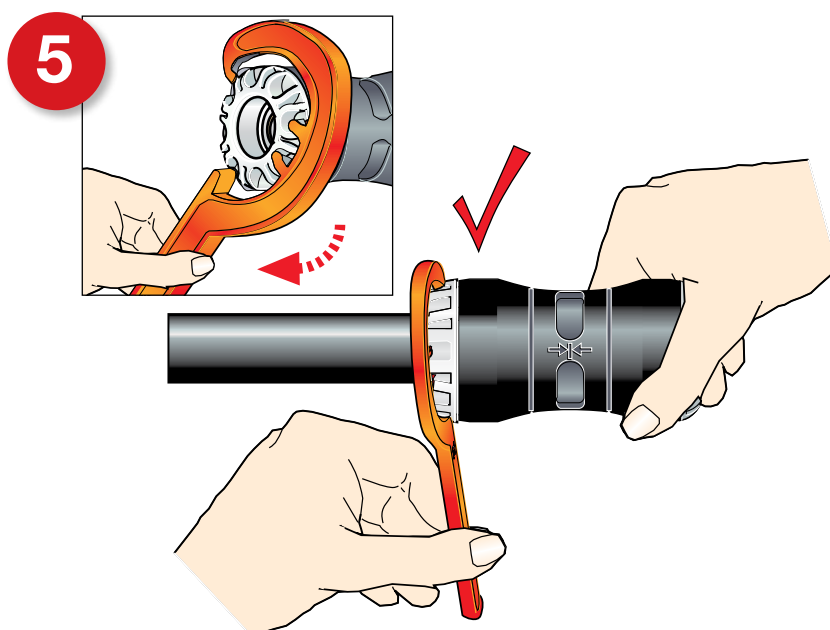
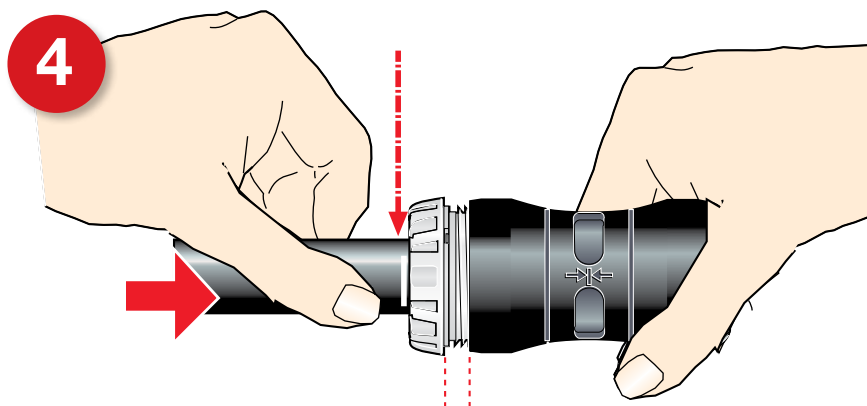
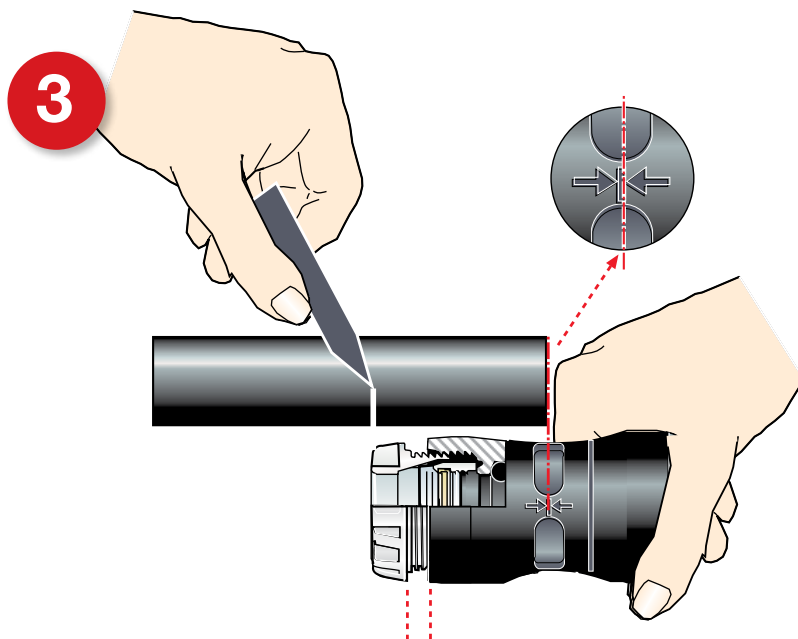



Assembly Instructions PVC Pipe Kit



# Plasson Series 1

## Connection Instructions PVC Pipe





GLOBAL PRESENCE - LOCAL COMMITMENT

